

\*Student numbers exclude those children in our Early Childhood Centre.

# Operating Costs



Remuneration and related expenses  
**67%**



Educational expenses  
**5%**



Conference and training expenses  
**1%**



Administrative expenses  
**2%**



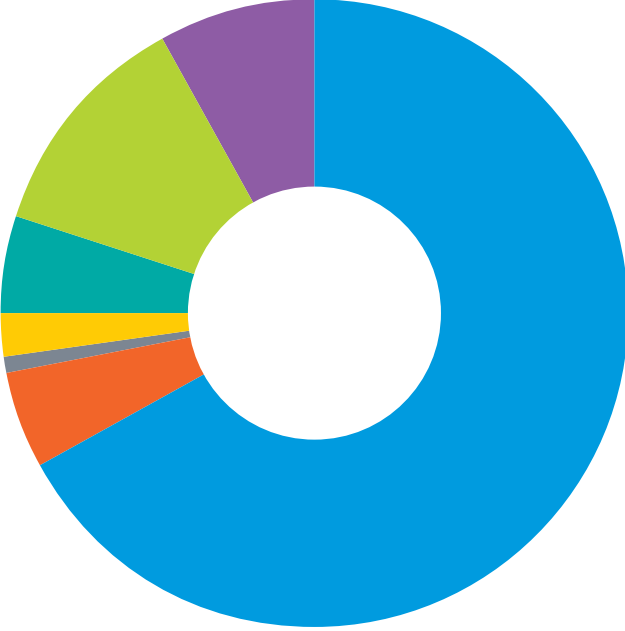
Operating expenses  
**5%**



Other school service expenses  
**12%**

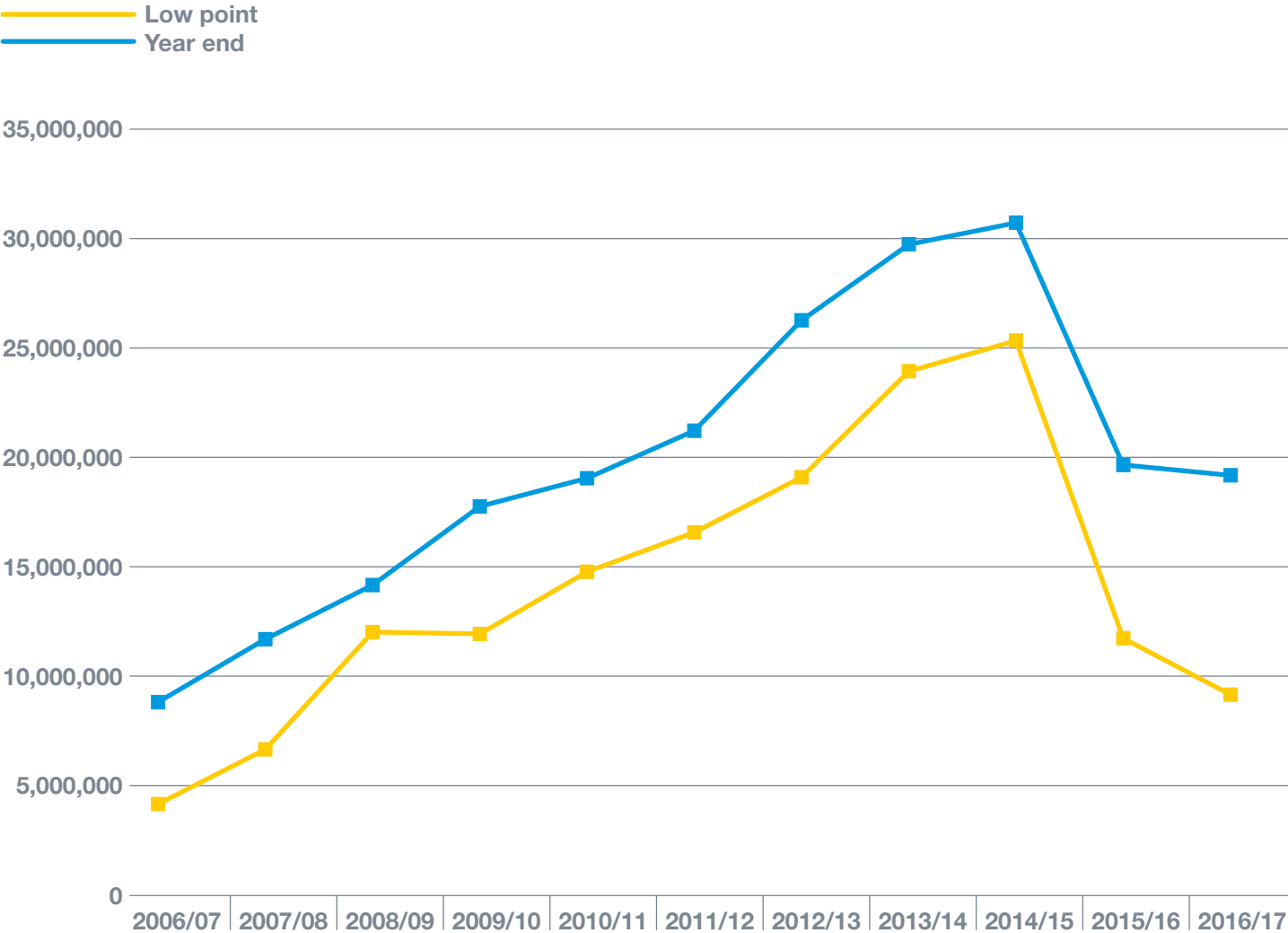


Depreciation  
**8%**



# Reserves

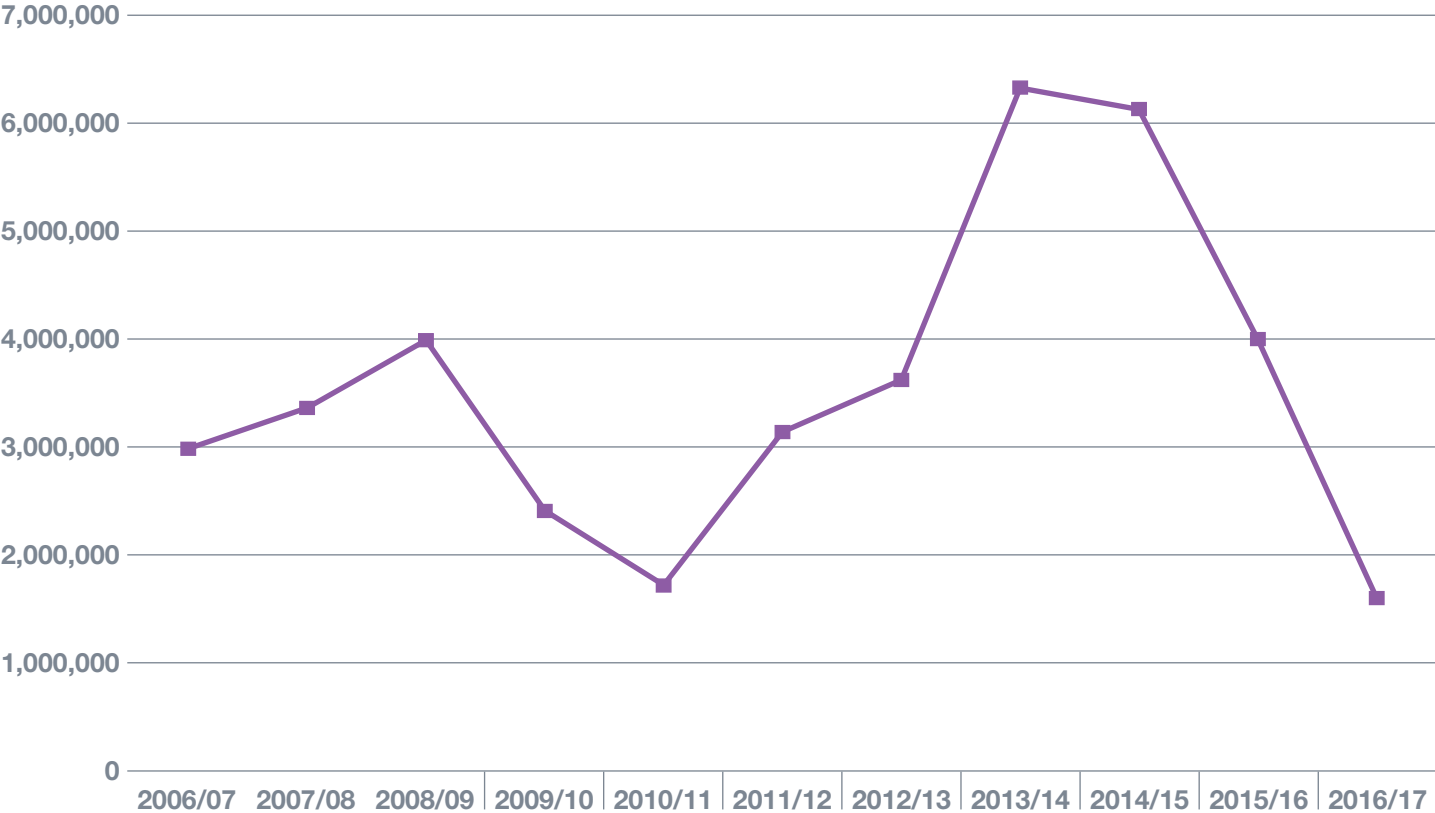
## Cash and Investment Reserves



# Profit & Loss

## EBITDA

(Earnings before interest, taxes, depreciation and amortisation)



Please **click here** for the link to the Central Balance Sheet Office of the National Bank of Belgium

# Exam Results

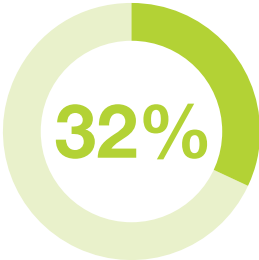


Our **average IB Diploma point** score of 37 points was up on 2016's record level



# 100%

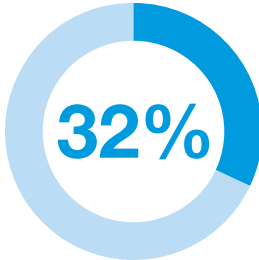
**IB Diploma pass rate for the fourth year running** (compared with a world IB Diploma average of 79.3%)



**32%** achieved the **Diploma with 40 points or more** (against an IB world average of 9% last year) with **two of our students obtaining 44 points**



**59%** of our candidates obtained **36 points or more** (compared with a 2016 world IB average of 21%)



**32%** of our IB students opted to take the **Bilingual Diploma** and all were successful



**These results amount to our best IB Diploma results to date.**

# Exam Results



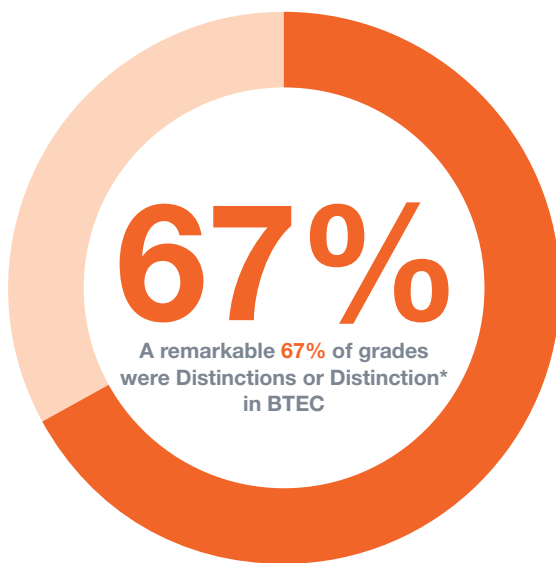
Total cohort/number  
of students in Year 13:

97

More than

25

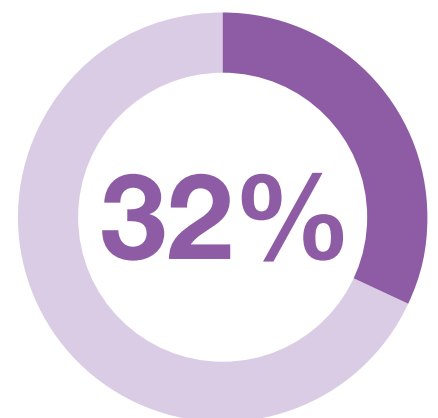
different subjects



pass rate at A Level



pass rate for at Rock  
School



of A Level grades in at  
A/A\* (above the national  
level of 26.3%)

GCSE - A\* passes stand at a superb 36% (6.5% higher than in 2016).  
Remarkably, just over 60% of grades were at A\* or A,  
with 78% of grades at A\*-B.

Again, both of these figures are well above last year's excellent (!) GCSE results.

# Exam Results

## Comparison of examination results 2017

GCE A Level %						
Grades	UK National Average		ISC*		BSB	
	2016	2017	2016	2017	2016	2017
A*	8.1	8.3	17.9	18.4	9.9	8.7
A*+A	25.8	26.3	48.7	48.1	30.2	32.3
A*-B	52.9	53.1			58.6	63.8
A*-E	98.1	97.9	99.1		98.8	99.2

\* Independent School's Council

()GCSE %						
Grades	UK National Average		ISC*		BSB	
	2016	2017	2016	2017	2016	2017
A*	6.5	7.1	34.5		29.6	36.4
A*+A	20.5	21.3	61.0	62.2**	51.0	60.3
A*-C	66.9	65.3	94.7	94.9***	89.5	92.2
5 A*-C (inc. Ma and EN)*			90.8	90.8	87.4	92.7
5 A*-C (inc. Ma, EN, MFL and Sc)*			76.1	76.1	81.1	78.1

\*Year 11 only

\*\*ISC results A\*-A also comprise grades 9,8 and 7 this year in the new format GCSEs

\*\*\*ISC results A\*C include level 4 and above in the new format GCSEs

International Baccalaureate Diploma												
	BSB 2008	BSB 2009	BSB 2010	BSB 2011	BSB 2012	BSB 2013	BSB 2014	BSB 2015	BSB 2016	BSB 2017	Worldwide 2016	
Percentage Pass Rate	88.2	97	92.6	87.9	95.7	87.1	100	100	100	100	79.3	
Percentage of Students with 40 or more	12.1	8.6	7.4	15.2	13.6	16.1	5.3	5.6	30	32	6	
Percentage of Students with 36 or more	32.4	22.9	29.6	39.4	27.3	35.5	23.7	42	57	59	21	
Percentage of Students with 30 or more	55.9	65.7	81.5	75.8	86.4	61.3	78.9	80.6	78	98	53	
Percentage of Students with 24 points or more	87.9	91.4	89.6	88.2	96	100	100	100	100	100	86	
Mean Diploma Points Score	31.3	32	33.5	34.4	34.1	34	33	34	36	37	30.0	
Percentage of Students with Bilingual Diplomas	27.5	21.2	23.1	30	30	53.8	32.5	28	35.1	31.8	22.6	
Highest Points Score	42	42	40	43	44	44	44	40	44	44	45	

Music Results 2017						
EXAM	ENTRIES	DISTINCTION	MERIT	PASS	FAIL	PASS RATE IN %
<b>ABRSM* PRACTICAL</b>						
Dec 2016	19	3	5	9	2	89
June 2017	75	13	23	38	1	99
<b>TOTAL ABRSM PRACTICAL</b>	<b>94</b>	<b>16</b>	<b>28</b>	<b>47</b>	<b>3</b>	<b>97</b>
<b>ABRSM THEORY</b>						
Nov 2016	2	0	1	0	1	50
March 2017	7	3	2	1	1	86
June 2017	7	3	3	1	0	100
<b>TOTAL ABRSM THEORY</b>	<b>16</b>	<b>6</b>	<b>6</b>	<b>2</b>	<b>2</b>	<b>82</b>
<b>ROCK SCHOOL March 2017</b>	<b>25</b>	<b>5</b>	<b>13</b>	<b>7</b>	<b>0</b>	<b>100</b>

\*ABRSM = Associated Board of the Royal Schools of Music

Drama Results 2017					
EXAM	ENTRIES	PASS WITH DISTINCTION	PASS WITH MERIT	PASS	PASS RATE IN %
<b>LAMDA*</b>	<b>36</b>	<b>15</b>	<b>10</b>	<b>6</b>	<b>86</b>

\*London Academy of Music and Dramatic Art

# Leavers and their destinations



United Kingdom  
**79%**



Belgium  
**6%**



The Netherlands  
**5%**



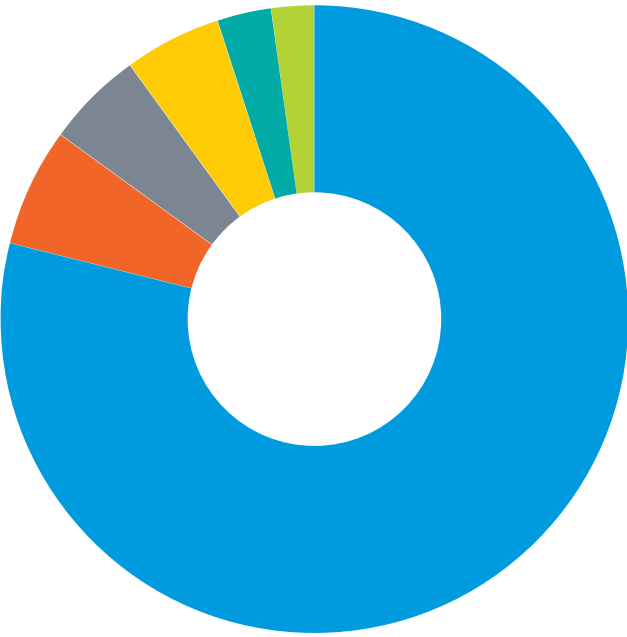
France  
**5%**



USA / Canada  
**3%**



Other  
**2%**



**88%** of our students leaving in Year 13 went to university.  
UK universities included Oxford, Cambridge, Kings College London, Queens, Loughborough, St Andrews, Warwick and Exeter.

12% of our students leaving Year 13 opted for a gap year or other (e.g. work experience, military service).